



广东汉洋电器有限公司  
CAV INC.

型号: MD-IIIC

生产: 广州汉林电器实业有限公司

地址: 广州市番禺区化龙镇石化公路明经路段九号

MODEL: MD-IIIC

MANUFACTURER: CAV AUDIO (GUANGZHOU) CO., LTD

ADDRESS: 9, MINGJING INDUSTRIAL DISTRICT HUALONG, PANYU, GUANGZHOU, CHINA

# MD-IIIC 使用说明书

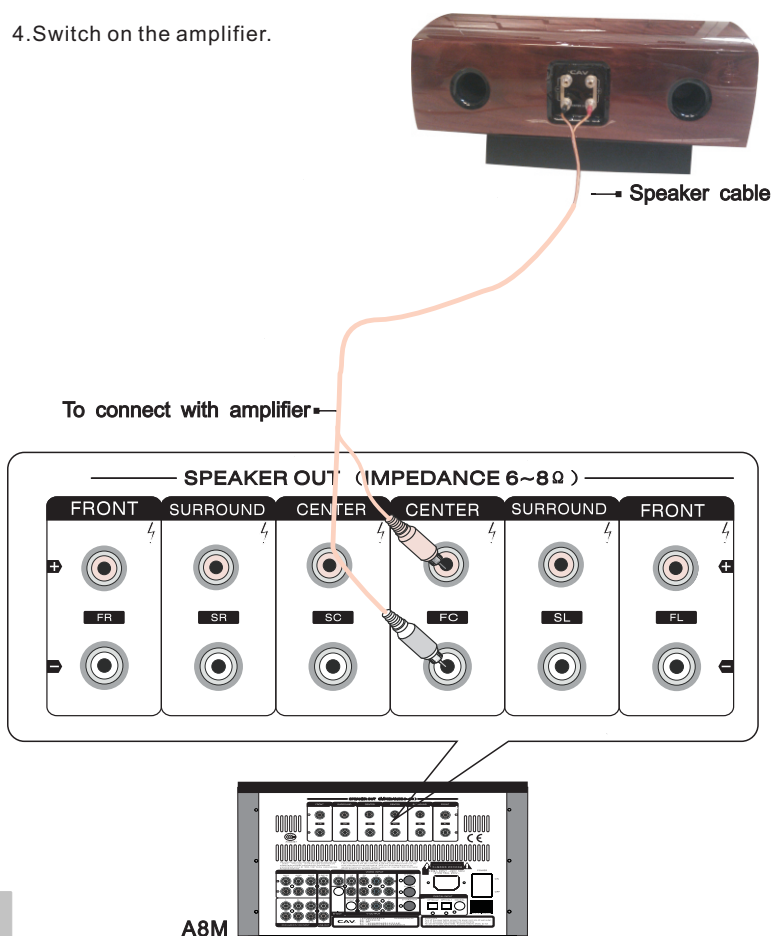
SYSTEM OPERATING INSTRUCTIONS

注意: CAV保留在不作任何预先通知的情况下对规格和外型进行修改。  
NOTE: SPECIFICATIONS AND DESIGN ARE SUBJECT TO CHANGE WITHOUT NOTICE.

## MD-IIIC TO CONNECT

### Conection:

1. Make sure amplifier power off before connection.
2. Make sure connectors of rear speaker have been separately connected to positive pole and negative pole.
3. Connect the cable between speaker and amplifier. Ensure that (+) red pole on the rear of the speaker are connected to the (+) red pole of the amplifier; (-) black pole on the rear of the speaker are connected to the (-) black pole of the amplifier.
4. Switch on the amplifier.



## MD-IIIC 使用说明书

### 尊敬的用户:

感谢您购买了MD-IIIC, 它是CAV倾力制作的一款具有精湛技术和深厚艺术内涵完美结合的扬声器系统, 该系统是CAV表现美学、艺术形式与真实音乐合而为一的理想载体, 也是本公司独具个性的又一代表性产品。

本公司的企业精神是高尚生活, 愿您体验高尚生活中的音乐。

为获得最佳性能和完备的服务支持, 敬请仔细阅读本说明书, 并妥善保存以备将来查阅。

本音箱系统配有:

说明书.....1本  
 音箱.....1只  
 底板.....1件  
 音箱连接线: 2米.....1条

### 一般的使用常识

本音箱的标称功率是指低频功率, 过分地提升高音或中音使用, 信号成份的比例严重偏离正常分布, 将有可能使高、中音单元超负荷而损坏, 在音响系统中, 功率放大器的标称功率往往会大于音箱的标称功率, 这是为了应付音乐信号中一些瞬间强信号的缘故, 也是音响系统的最基本要求之一。因此, 在使用中需格外小心勿将音量开至最大, 否则, 将会造成损坏。(因此造成的损坏, 我们将不负责免费保修) 有的系统标称功率大, 可能听起来声音并不大。这与音箱的灵敏度有关。灵敏度高, 在相同的功率下, 声音听起来就响得多, 这当然是我们所希望的。但是, 在高保真音响系统中, 为了照顾高保真性(即: 减少失真, 以及整个频段的平衡) 可能灵敏度会较低一些, 这在您的使用中须引起注意。

### 提醒

1. 非专业扩声设备, 如需特殊用途, 请在专家指导下进行。
2. 声压测试新界定的听音空间面积为 $25\text{m}^2$ ~ $80\text{m}^2$ , 垂直高度: 2.8m~7.0m。
3. 欧共体标准适配性参数设计, 对功放机无任何特殊要求, 极易推动。

### 放置的位置

1. 为了取得最佳的聆听享受, 我们建议您将MD-IIIC中置音箱靠近您的电视荧屏放置, 放在电视荧屏的下方。  
务必使MD-IIIC中置音箱的脚架\支架尽可能地平稳, 以便确保MD-IIIC中置音箱的音响效果。
2. 角度: 为了取得最佳的声音, 随产品提供的音箱支架能使您把MD-IIIC中置音箱的角度直接对准您的聆听位置。请反复试验各种不同的角度, 直至您彻底满意为止。



3. 避免阳光直接照射和雨淋。

### Technical Specifications

Model: MD-IIIC

Tweeter: 25mm Tweeter x1

Mid: 5.25" Mid-Bass x 2

Power Handling: 20W-80W


Impedance: 6  $\Omega$

Sensitivity: 88 dB

Frequency Range: 65Hz-20kHz

Dimensions : 508(W)x208(H)x300(D)mm

Net weight : 18kg



### Precautions

1. Make sure the connecting cables firmly connected to the power amplifier to prevent noise
2. Please carry it with care when moving this unit, The rear should be keep a certain distance to the wall about 30mm.
3. Be sure that connecting wires have correct polarity to get the correct effect.

### Maintenance

1. Do not use speakers at peak loads constantly.
2. Always ensure the amplifier volume position before starting up.
3. To clean the surface, wipe with a dry soft cloth. Do not use chemical solvents such as mentholated spirits etc. which may cause damage to the surface of the speakers.

## Operating guide

The nominal power of the speaker refers to low frequency power. Excessive reliance on the mid and tweeter drivers or constant deviation from nominal distribution may result in damage due to overloading. Please note that damage caused by this is not covered by warranty.


To ensure the HIGH FIDELITY performance, the sensitivity of this Hi-End speaker system is relatively low.

## Notice

1. This speaker system was designed for domestic use only. If used outside of these guidelines, warranty may not apply and we would recommend that you seek for professional advice with regards to setup and installation.
2. By sound pressure testing, the recommended space requirement for optimum listening is 25 square meters-80 square meters in area and 2.8-7.0 meters vertical height.
3. European Community compliant in design and manufacture. No special power requirements apply.

## Speaker placement

1. For best performance, place the speaker underneath of TV and make sure to keep stands stable and even.
2. Place the speaker aimed to your listening location.



3. Avoid direct sunlight and any liquid on the speakers.

## 技术规格:

型号: MD-IIIC

高音: 25mm高音单元x1只

中低音: 5.25"中低音单元x2只

功率范围: 20W-80W


标称阻抗: 6Ω

灵敏度: 88dB

频率范围: 65Hz-20kHz

尺寸: W508xH208xD300 (mm)

净重: 18kg



## 注意事项:

1. 音箱连接线应确实与功率放大器连接可靠, 否则会产生噪声。
2. 音箱应放置水平、坚固的地方; 音箱后背离墙应大约30厘米。
3. 如果音箱的极性接反, 会导致整套系统音像定位不佳。

## 保养:

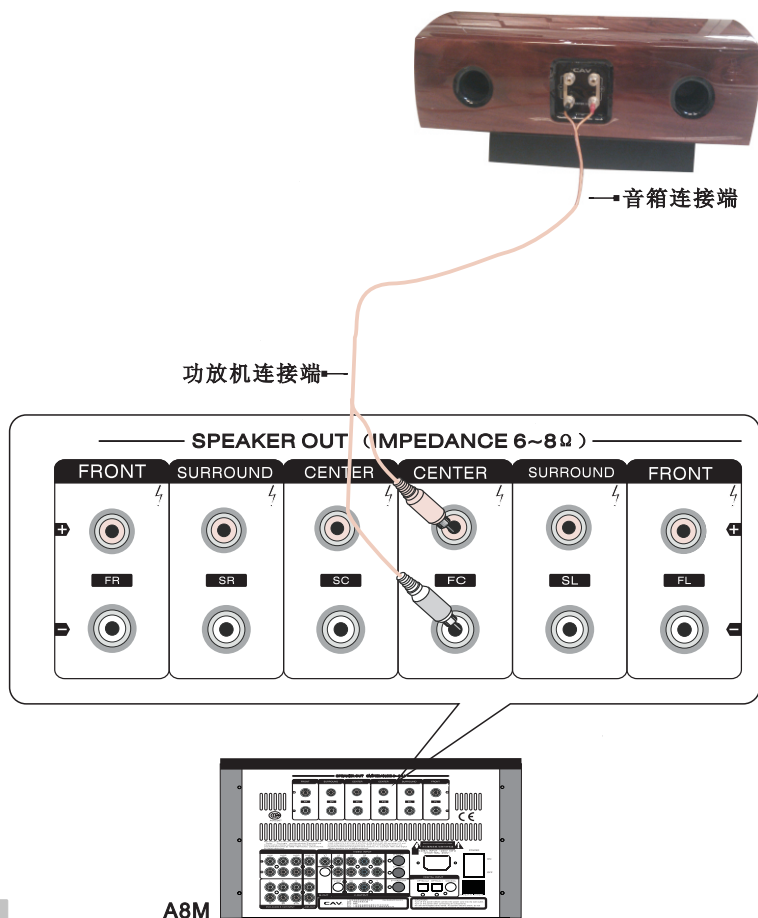
1. 如无必要, 请尽量避免音箱满负荷的状态下长时间工作。
2. 开机前, 请注意功率放大器音量旋钮的位置, 应在最小或较小音量位置才开机。
3. 清洁音箱表面, 请用干软布擦净。切记不要用天那水、汽油等化学溶剂, 否则会损坏音箱。

注: 上述规格如有变动, 恕不另行通知。

## MD-IIIC 连接方法

### 连接方法

1. 确定功放机的电源处于关闭状态。
2. 确认MD-IIIC后接线板上的连接片已将两个正极端、两个负极端分别连接起来（背面图）。
3. 把长200厘米音箱线按正（⊕红色）、负（⊖黑色）分别连接音箱背面下方的接线柱。另一端与A8M功率放大器输出端（CENTER）的⊕和⊖连接口连接。
4. 最后再打开功放机的电源。



## MD-IIIC INSTRUCTION MANUAL

### Dear Users:

Thank you and congratulation on your purchase CAV latest high-end speaker system-MD-IIIC. This system represents the perfect combination between beauty and real music, and CAV' updated design as well.

Our company's spirit is to give you noble life through our products. Please enjoy our products and enjoy your life.

To get the best performance and help maintain the system, please read this instruction manual carefully and keep it for future reference.

### CONTENT

Manual.....	1 pcs
Speaker.....	1 pcs
Bottom board.....	1 pcs
Speaker cable 2 meter.....	1 pcs